


# SHAPES AND COLOURS

## YEAR 1 ENGLISH: Vocabulary Worksheets



Activity 1: Fill in the Missing Letters – Colours

Trace the colour word and fill in the missing letters to complete it.

\_ e \_

white

\_ r \_ \_ n

Pink

\_ l \_ e

Brown

\_ r \_ \_ g \_

Black

\_ i \_ \_

Green

\_ r \_ \_ \_

Orange

\_ l \_ \_ \_

Blue

\_ h \_ \_ \_

Red

Name: \_\_\_\_\_

Date: \_\_\_\_\_

# SHAPES AND COLOURS

## YEAR 1 ENGLISH: Vocabulary Worksheets



### Activity 2: Fill in the Missing Letters – Shapes

Trace the shape word and fill in the missing letters to complete it.

\_ i \_ \_ \_ e

\_ q \_ \_ \_ e

\_ r \_ \_ \_ \_ e

\_ e \_ \_ \_ \_ \_

\_ \_ a \_

\_ \_ a \_ \_ \_ d

\_ \_ a \_ \_

\_ \_ \_ \_ a \_ \_ \_

Square

Rectangle

Pentagon

Diamond

Heart

Star

Triangle

Circle

Name: \_\_\_\_\_


Date: \_\_\_\_\_

# SHAPES AND COLOURS

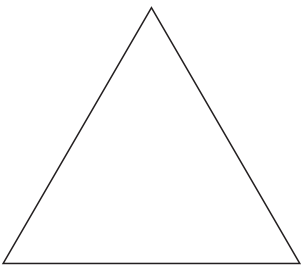
## YEAR 1 ENGLISH: Vocabulary Worksheets

### Activity 3: Color by Sound – Shapes and Colours

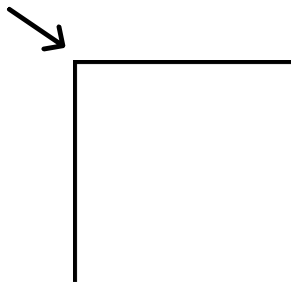
Look at each shape picture. Say the name out loud.

Color the shapes that end with the letter "e"  yellow

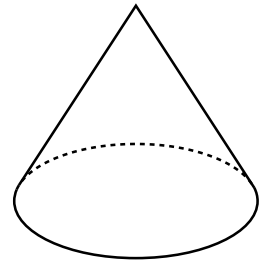
Color the shapes that end with the letter "r"  green



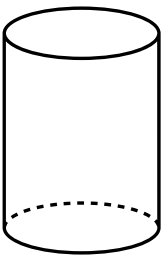
Triangle




Corner



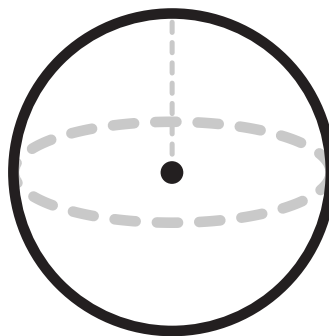
Cone




Cylinder



Square



Sphere



Star

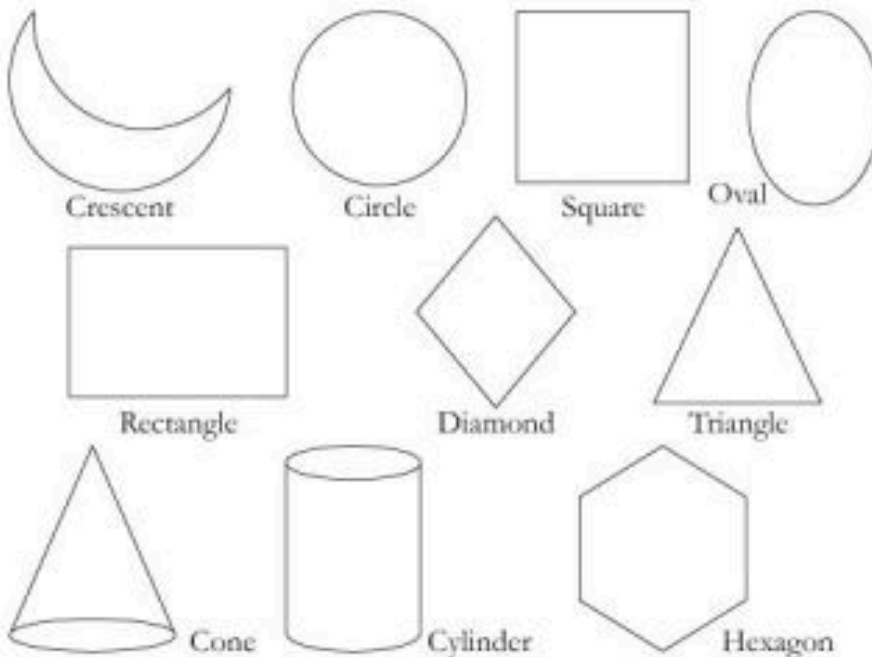
Name: \_\_\_\_\_

Date: \_\_\_\_\_

# SHAPES AND COLOURS

## YEAR 1 ENGLISH: Vocabulary Worksheets

Activity 4: Let's Play – Find the Word!



Name: \_\_\_\_\_

Date: \_\_\_\_\_

# ANSWERS

Name: \_\_\_\_\_

Date: \_\_\_\_\_

---

## YEAR 1 ENGLISH: Vocabulary Worksheets - ANSWERS



### Fill in the Missing Letters - Colours



Trace the colour word and fill in the missing letters to complete it.

Red

Green

Blue

orange

pink

brown

Black

white

white

Pink

Brown

Black

Green

Orange

Blue

Red

Name:

Date:

# SHAPES AND COLOURS

## YEAR 1 ENGLISH: Vocabulary Worksheets - ANSWERS



### Activity 1: Fill in the Missing Letters - Colours

Trace the shape word and fill in the missing letters to complete it.

Circle

Square

Triangle

Rectangle

Star

Diamond

Heart

Pentagon

Square

Rectangle

Pentagon

Diamond

Heart

Star

Triangle

Circle

Name:

Date:

# SHAPES AND COLOURS

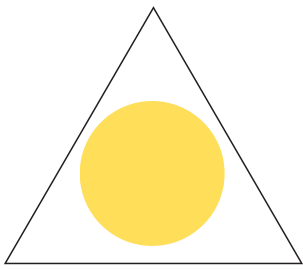
## YEAR 1 ENGLISH: Vocabulary Worksheets - ANSWERS

### Activity 2: Color by Sound – Shapes and Colours

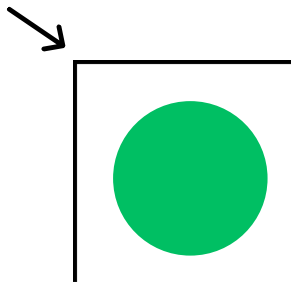
Look at each shape picture. Say the name out loud.

Color the shapes that end with the letter “e”  yellow

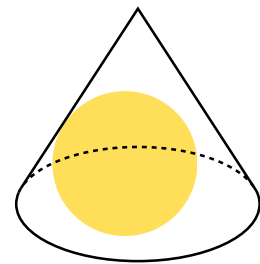
Color the shapes that end with the letter “r”  green



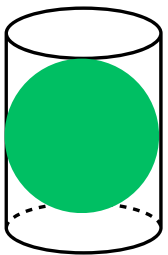
Triangle




Corner



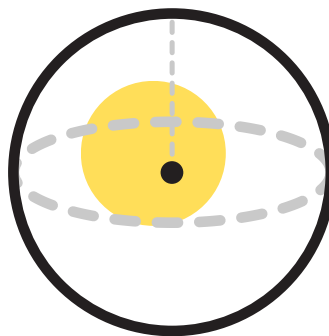
Cone



Cylinder



Square



Sphere



Star

Name: \_\_\_\_\_

Date: \_\_\_\_\_