

# ENDING SOUNDS

---

## YEAR 1 ENGLISH: Vocabulary Worksheets

### Activity 1: Which Word Ends Differently?

Look at each set of words. Circle the word that does not end with the same sound.

- |         |      |     |
|---------|------|-----|
| 1. cat  | hat  | sun |
| 2. pig  | big  | bus |
| 3. frog | dog  | fan |
| 4. run  | sun  | bed |
| 5. cup  | map  | car |
| 6. box  | fox  | bed |
| 7. fish | dish | bug |
| 8. bat  | mat  | dog |

Name: \_\_\_\_\_

Date: \_\_\_\_\_

# ENDING SOUNDS


---


## YEAR 1 ENGLISH: Vocabulary Worksheets


### Activity 2: Circle the Ending Sound


Look at the picture. Circle the letter that the word ends with.

 → c / t / s

 → n / s / l

 → g / t / d

 → e / a / t


 → r / b / s



### Activity 3: Write the Ending Sound

Look at the picture and say the word. Write the last letter of the word.


 \_\_\_\_\_

 \_\_\_\_\_

 \_\_\_\_\_

 \_\_\_\_\_

 \_\_\_\_\_



Name: \_\_\_\_\_

Date: \_\_\_\_\_


# ENDING SOUNDS

## YEAR 1 ENGLISH: Vocabulary Worksheets

### Activity 4: Color by Sound

Look at each picture. Say the word out loud.

Color the pictures that end with the letter "t" blue and "g" red.



Name: \_\_\_\_\_

Date: \_\_\_\_\_

# ENDING SOUNDS

## YEAR 1 ENGLISH: Vocabulary Worksheets

### Activity 5: Let's Play – Find the Word!

a	s	g	s	s	t	i	c	k
c	a	l	i	c	k	u	t	k
m	l	f	c	b	u	c	k	h
d	u	c	k	s	i	r	f	g
o	c	j	d	o	l	o	c	k
r	k	h	c	c	e	c	e	r
c	l	o	c	k	s	k	n	y

- ☐ slick
- ☐ lock
- ☐ lick
- ☐ rock
- ☐ clock
- ☐ tick
- ☐ duck



Name: \_\_\_\_\_

Date: \_\_\_\_\_

# ANSWERS

Name: \_\_\_\_\_

Date: \_\_\_\_\_

# ENDING SOUNDS

---

## YEAR 1 ENGLISH: Vocabulary Worksheets - ANSWERS

### Activity 1: Which Word Ends Differently?

Look at each set of words. Circle the word that does not end with the same sound.

1. cat

hat

sun

2. pig

big

bus

3. frog

dog

fan

4. run

sun

bed

5. cup

map

car

6. box

fox

bed

7. fish

dish

bug

8. bat

mat

dog

Name: \_\_\_\_\_

Date: \_\_\_\_\_

# ENDING SOUNDS

---

## YEAR 1 ENGLISH: Vocabulary Worksheets - Answers

### Activity 2: Circle the Ending Sound

Look at the picture. Circle the letter that the word ends with.

 → c / t / s

 → n / s / l

 → g / t / d

 → e / a / t

 → r / b / s



---

### Activity 3: Write the Ending Sound

Look at the picture and say the word. Write the last letter of the word.


 - g

 - r

 - g

 - t

 - k



Name: \_\_\_\_\_

Date: \_\_\_\_\_


# ENDING SOUNDS

## YEAR 1 ENGLISH: Vocabulary Worksheets - ANSWERS

### Activity 4: Color by Sound

Look at each picture. Say the word out loud.

Color the pictures that end with the letter "t" blue and "g" red.



Name: \_\_\_\_\_

Date: \_\_\_\_\_